

Amy's

needlework supplies & classes

JUN/JUL 2018

IT'S ALL ABOUT SCHOOL COLORS!

what's inside this month

NEW PRODUCTS

pages 2, 11

HOME STUDY

pages 12-13

NEW STITCH GUIDES

page 14-16

CUSTOMER GALLERY

pages 22-25

AND MORE!

It's that time of year.. congratulations to our graduates...college and high school!! Graduation is such an exciting time for families. Keeping in the spirit of graduation, we have another fun quiz. We bet you'll be stumped by a lot of these questions. We'll announce the winners on our Facebook page, and answers will be posted in the August/September issue. This newsletter is also filled with a few new products, a book review, lots of new stitch guides, Home Study updates, and much more. We're introducing a new feature as well... How Do I Do That - I Love This Canvas, But... Periodically, we will select a canvas or two that we find challenging, and have Amy offer suggestions.

Summer has already arrived to much of the United States...it's HOT!!! Pick a nice cool, shady spot and enjoy your stitching!!



Amy's Golden Strand

3808 Summer Avenue

Memphis, TN 38122

phone: 901.458.6109

fax: 901.323.4701

NEW PRODUCTS

NEW THREAD BOWLS



REEL CUP: This "bowl" will fit any reel of thread that you use (Kreinik, Soie de Paris, Accentuate, etc). Place the reel in the bowl with a strand extended through the opening to be cut in the desired length.
COST: 20⁰⁰

THREAD & TOOL BOWL: We have a new handy product for your bits, pieces and snips of threads. Just drop them into the bowl while stitching. The center will hold your scissors, laying tool, pen or pencil, or any other tool you might be using and need handy.
COST: 40⁰⁰

COLORS: pink, purple, starry night, greek iron, denim blue, denim & white, misty forrest, jade iron, yellow, black, sweet pea, red, orange, jade

Please call or email the shop to pre-order either of these new bowls.



SHARK WEEK 2018

Shark Week is television's longest-running and eagerly awaited summer TV event. Shark Week 2018, the 30th installment of the annual franchise, kicks off Sunday, July 22. Rogue Designs has created a commemorative 4"R ornament for this special event.

COST: 40⁰⁰

CHAIN FOR NEEDLEPOINT

When I found the tiny 1.3 mm Flat Cable Gold Filled Chain for Jeeves' watch, I thought of how many canvases could use a small length of chain for embellishment, so I ordered extra for the shop. I also found some yummy 2.5 mm Open Cable Gold Filled Chain to add to our supplies. Just think of all the little design areas that could be embellished with a little real chain. Beside the watch chain that I needed, the chain can be used for train car connections, tiny pocketbook handles, chain fences, strings to hanging ornaments, uniform fasteners on nutcracker soldiers, spur straps on cowboy boots and more. These chains sell by the inch. You may order online, but if you need a length of more than 12," you will need to call the shop.

COST: \$1⁵⁰/INCH



GIFT IDEAS

COLLEGE CANVASES

Needlepoint is a fun way to commemorate a child's educational achievement (college and high school). From belts to pillows and mini stockings to ornaments, there is a large selection from a number of

different designers. There are even more designers willing to design a custom canvas. Here are just a few examples. Please feel free to contact us if you have a special request for your graduate.

Beth Hunt: belts, key fobs

Carol Dupree: candy canes, snowmen, santas

Julie Mar: ballons

Kathy Schenkel: architectural rounds, mini stockings, team signs

Keep Your Pants On (CBK Needlepoint): belts

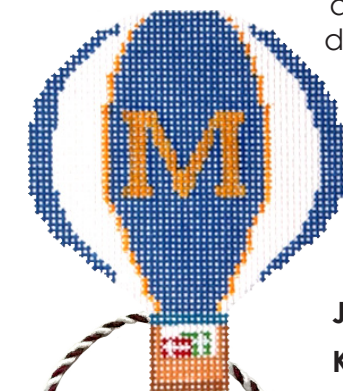
The Meredith Collection: teenies, belts, flags

Merry L Prints: sports signs

Painted Pony: rounds, angels, santas, etc.

Raymond Crawford: stars, snowmen heads

Rogue Designs: small logo rounds, belts



SCHOOL SPIRIT QUIZ

Being in the school spirit, we present you with this fun quiz. The first person to submit correct answers to all 30 questions will win a 2.5" school ornament (high school or university) of their choice. Think the questions are too hard? Try the bonus question! The first person to answer that also wins one 2.5" school round, whether or not they answer any of the previous questions correctly. Have fun!

1. Which college did Harvard create in the 1640s that was disassembled, brick by brick, in 1693?
2. Which University did Benjamin Franklin found?
3. What University has had a tradition of the largest scavenger hunt in the world since 1987?
4. What school's stadium was the first reinforced concrete structure in the world?
5. Are the majority of US College students male or female?
6. Which University has the largest academic library? Which school has the second largest academic library?
7. While there are 36 US colleges for women only, there are only 4 four-year colleges for men. What are they?
8. What unusual celebratory commencement speaker is Southampton University known for?
9. What was the first college to graduate women in 1841? What was the first college to grant a bachelor's degree to an African-American woman in 1862?
10. What school will reward you with a Pirates Certification in Physical Education, and what four courses must you take to earn this?
11. From which University does the fictional Doctor Who have a degree?
12. What University used spoiled mayonnaise to power part of its campus in 2017?
13. What country requires a 3-year University degree in order to become a police officer?
14. In 1977, a junior from what University had his term paper confiscated and classified by the FBI after he designed a nuclear bomb?
15. What southern University had the entire 1861 student body enlist in the Civil War as a single company?
16. What University is credited with developing the football huddle, and why?
17. What University gave a cat a MBA, and how did that happen? Name the cat.
18. What University is named after the man credited as the inventor of the cigarette?
19. What University requires you to learn Old Norse and spend one year in Scandinavia for their degree in Viking Studies?
20. What University offers a Jedi Course to teach the psychology behind effective communication skills?
21. Whose school colors were originally pink and black, but were changed only two years later "because the pink faded in the sun?"
22. What University has had a student win a medal at every Olympics since 1912?
23. Who is the statue of John Harvard, located at Harvard University, made in likeness of?
24. What is the largest state University in the country?
25. What is the largest nonprofit private University in the US?
26. What is the principal reason that Caltech University has been undefeated in football since 1993?
27. What University holds the record for Nobel Laureates?
28. What 8 colleges make up the Ivy League?
29. Harvard alumni constitute 8 signers of the Declaration of Independence and 8 US Presidents. Name them.
30. What 8 U.S. Colleges have the lowest acceptance rates in 2018.

BONUS:

As of this date, from the 13 children of employees at Amy's 11 of them have attended 11 different universities (including undergraduate and graduate schools, as well as universities attended abroad for at least a year). Name the eleven schools. There are hints throughout the newsletter.

CANVAS IDEAS

HIGH SCHOOL RECOGNITIONS

While the focus is so often on colleges and universities, it is also important to recognize high school accomplishments, teams, and organizations participated in. Many shops have a local artist that has either already created a design for the schools in the area, or would be willing to do a small custom piece.



Woodlands High School



Memphis University School


White Station High School



Hutchison School
Picture Frame



Tubingen Thestrales
Quidditch Team



Americane Section
Lycée International
de Saint-Germain-
en-Laye



Lausanne Collegiate
School



Taft Boarding School Pillow

CLASS WITH TONY MINIERI

JUNE 6-8, 2019

Tony Minieri returns to Memphis in 2019 to teach an assortment of 5 different painted canvas designs. Each one will have a custom guide written by Tony with his distinct style. We do not have details on the projects yet, but wanted you to have plenty of time to check your schedule in anticipation of a really special class. The projects selected and sign-ups will be advertised as quickly as possible. The canvases will come from a variety of artists, and subjects will vary to appeal to a wide audience.



NEW SINGLES CLUB

The Singles Club turns 13! Well, not a teenager, but we now have a Singles Club offered on #13 mesh. The first canvas that caught our eye and got the ball rolling was "Tree" by Patti Mann. We couldn't resist topping this colorful tree with one of the new Hot Pink Poms. Although the "Tree" will make a great splash as a Christmas Tree ornament, it would also be a GREAT pillow insert to liven up a bedroom for an eye-opening explosion of fun color.

As always these Singles Club kits have been tested to be travel friendly. No laying tool was used in the execution of stitches even when multiple strands were used.

CHRISTMAS CLUB 13

Starting June 2018
(June, July, August)



Tree
Patti Mann
\$108²⁵

Kit includes canvas, guide, & threads



Tree with Swirls
Pippin
\$101⁷⁵

Kit includes canvas, guide, & threads



Santa Suit Ball
Alice Peterson
\$92⁵⁰


Kit includes canvas, guide, & threads

HOW DO I DO THAT

I LOVE THIS CANVAS, BUT...

Have you seen a canvas that you just can't live without, yet there is an area or two that leaves you scratching your head? What kind of stitch would I use, an overdyed thread or open stitch to let the painting show through, etc...


We found a few new canvases here in the shop that had us wondering "what do we do here" ... so we asked Amy.



Dior Drawing by DJ Designs

This design is a very dramatic representation of fashion. The vague splash of color in the background is perfect to set the dramatic mood for the fashion plate, but how do you keep that drama? In the case of the "Dior Drawing" select a large diagonal Bargello-like pattern of curves and spikes, like Diamonds & Ohs Framework, changing colors to match the background area; cream in the white area and orange in the painted area. Stop the background stitch leaving the canvas blank where the rest of the skirt would be. A basting stitch to shape the skirt first might be helpful so that you can get the shape just right before threading the needle.

DIAMONDS AND OHS FRAMEWORK



TIP!

Our Needlepoint Textbook, *Mysteries of Needlepoint*, can help you with many needlepoint issues including planning stitches for painted canvases. Chapter 3 addresses issues of incorporating dimension, depth and action (the direction flow and movement) with stitches and thread. Chapter 4, "Building Your Case," explains many principles of developing a background or larger areas of design. One of the topics in that chapter suggests analyzing the mood or feeling of the subject matter to help determine a good background pattern. It is all about telling the story of the canvas.

HOW DO I DO THAT

I LOVE THIS CANVAS, BUT...



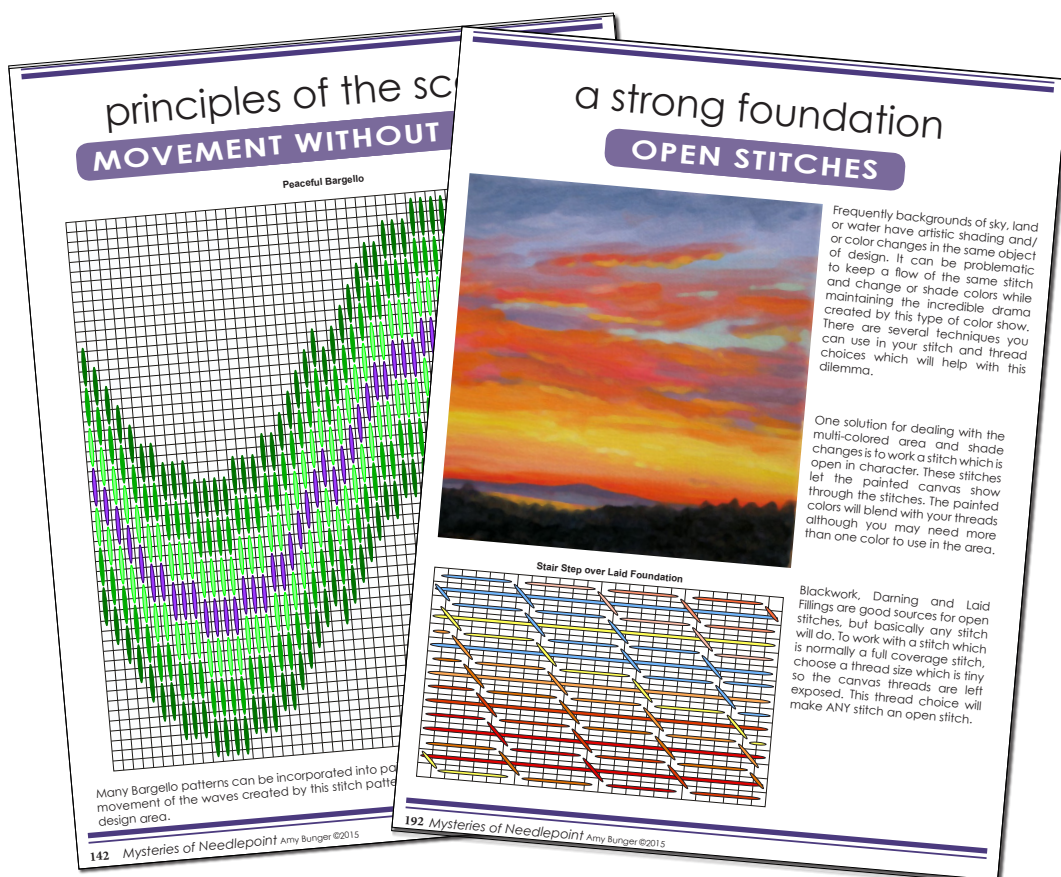
Golden Prairie by Patti Mann

This is a magnificent field of orange festooned with squiggles of ochre, red and yellow. I can FEEL the wind across the plains. This is another design area that could use a stitch of movement, maybe a gentle curved Bargello, like Peaceful Bargello, to mimic the swaying of the grasses. You could use all the colors in the field in your Bargello pattern, either solids or some subtle over dyed threads. Another way of tackling this particular area of random color might be to use the technique of open stitching to let the paint show through the stitching.

Mysteries of Needlepoint:

Peaceful Bargello - chapter 3, page 142

Open stitching - chapter 4, page 192



HOW DO I DO THAT

I LOVE THIS CANVAS, BUT...



Bike on the Beach by Pippin

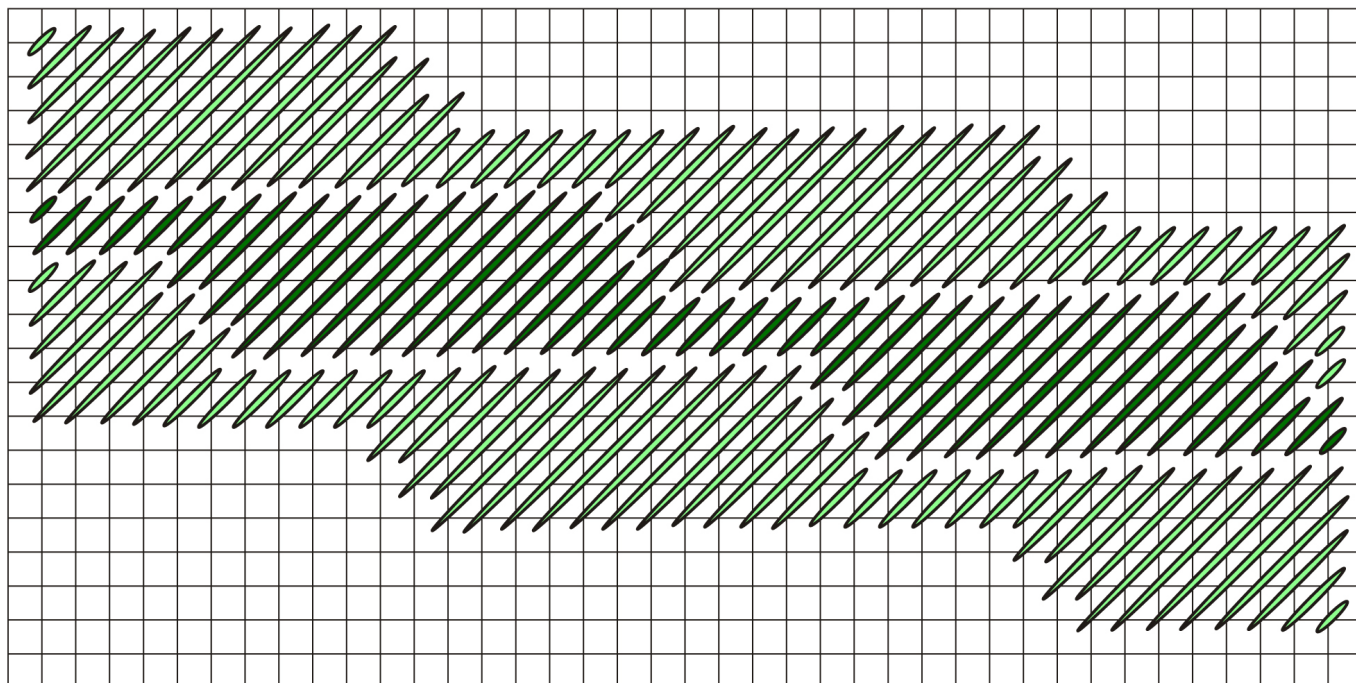
The water is an area that may be interpreted as having movement but no specific flow (strong horizontal, vertical or diagonal line), which would work nicely with the Random Zigzag stitch pattern. The large lighter-colored area of the beach could be represented with a diagonal or a horizontal direction flow but with no movement, more of a stationary object. One of my favorite diagonal direction flow stitches is The Bunker Stitch, but there is also Japan Stitch, which is a 45-degree diagonal. Use thread with a light coverage to let the painted shading show through.

Mysteries of Needlepoint:

Random Zigzag Stitch - chapter 3, page 141

Japan Stitch - chapter 3, page 135

BUNKER





CHECK OUT...

AMY'S LIBRARY CLASS

We are having a Library Class. We aren't studying "at" the library; we are stitching a library full of bookshelves using stitch guides by Amy. Select the bookshelf or bookshelves you like from the list below and come to class to learn the stitches and techniques to create your library.

October 11th thru 13th, 2018

(Deadline for canvas selection July 1, 2018)



Class Fee: \$450⁰⁰ per person (includes daily lunch)

Canvases, stitch guides, and threads TBA

\$100⁰⁰ non-refundable deposit due at sign up


Author	Amy Bunger
Title	LIBRARY CLASS
Date Due	Borrower's Name
Alice Peterson	The Classics
Melissa Shirley	Scary Books
Melissa Shirley	Beach Books
Alice Peterson	Cookbooks
Alice Peterson	Children's "Classics" Books
Alice Peterson	Halloween books
Melissa Shirley	Santa's Books



NEW BOOK REVIEW

NEEDLEPOINT STITCHPIRATIONS

BY CAROLYN HEDGE BAIRD



A new book from Carolyn (Carolyn Hedge Baird that is) is like getting a long newsy letter from a friend. As I read along in a new stitch book, it breathes new life into my stitching and guide writing. This book offers so many stitches I really liked. It is fun to see the many stitch variations/options offered on the same page, which she does with several stitches. There are also "skeleton" stitches, which are repeats of the first steps of a stitch so you can work out some variations of your own. The book is chock-a-block full of 4-way, Blackwork, Combination, Crossed, Diagonal, Eyelet, Laid Fillings, Open stitches and more. I was very proud and honored to see my *Mysteries of Needlepoint* book mentioned in several places. Thank you very much.

As I browse through the pages of a new book I love to find the unusual Big Bang stitches, like Medallion on page 56, but my eyes are drawn instantly to stitches that are very useful in a variety of design areas. These are the lifeblood of stitching and you can never have enough of them.

Let me list a few of the stitches I will find VERY USEFUL:

- Confused Milanese pgs. 111 - 114
- Milanese Scotch Combo pg. 121
- Strip 1 Eyelet Combo pg. 127
- Diagonal Triplets with Oblique Fill pg. 175
- Fiona's Wave pg. 195
- Scotch with Missing Pieces pg. 207

I am also intrigued by Diagonal Cross with Oblique & Vertical Stitches pg. 153 and Milanese Diagonal Laid Filling pgs. 244-245. The Inside Out Mosaic Variations found on pgs. 135 - 139 shown with straight direction flow (vertical or horizontal) and also without direction flow warrant a look-see for sure.

In my humble opinion, this new book, *Needlepoint Stitchpirations* from Carolyn Hedge Baird is a must-add addition to my stitch library.

COST: \$55⁰⁰

CURRENT HOME STUDY!

ZERO DEGREES NORTH

BY KELLY CLARK



Kit #6

Jeeves

COST: \$196⁵⁰

canvas, guide, & threads

Jeeves is a very special character for sure. Kelly Clark gave me a deliciously handsome man to add to my collection of Zero Degrees Characters. He is dressed to attend a royal wedding, which is appropriate timing don't you think? Alas, his invitation from Harry & Meghan did not arrive in time to plan the trip abroad, but I know they would have enjoyed having him as one of their guests.

This project was fun to plan and stitch. The pocket chain is so precious that we ordered more chains (two sizes) to carry in the shop. The little handkerchief and unrolling list of naughty/nice are fun ribbon techniques that may come in handy on other projects. I loved stitching the little details on his face and hair to get that sophisticated air. He even has a little "Cary Grant" cleft in his chin. He is a lovely tie-in with the other North Pole characters and the Residence of Zero Degrees North.

Kit #5

Mrs. Claus

COST: \$225⁷⁵

canvas, guide, & threads

Kit #4

Sack o' Presents

COST: \$136⁵⁰

canvas, guide, & threads

Kit #3

Christmas Tree

COST: \$172⁵⁰

canvas, guide, & threads

Kit #2

Santa's Sleigh

COST: \$176⁵⁰

canvas, guide, & threads

Kit #1

The North Pole

COST: \$216²⁵

canvas, guide, & threads



CURRENT HOME STUDY!

ZERO DEGREES NORTH

BY KELLY CLARK



REINDEERS

I wonder which three of Santa's eight tiny reindeer we have here? Maybe Donner, Blitzen, Harry, Moe or Elliot? I'm thinking that the original eight were just a small number of the reindeer in the stable, don't you think? Kelly has each of them perfectly decorated, and they definitely look ready and able to hook up to Santa's Sleigh and tear into the sky on that all-important delivery. This Zero Degrees fantasy series has given me so much pleasure, and I am thrilled to add each piece to my holiday treasures.

RESIDENCE PART C

After I finished Jeeves I switched floor stands to go back to working on the Residence. I am happily working away on smoke stacks, smoke, windows, the triangular eaves above the doors and windows, woodwork trim and the iron rail across the top. The garlands of greenery with red crystals are coming along, and diagrams are swimming in my head like sugarplums for the onion-shaped domes. There are still so many details to add I pray I don't forget one, but each and every area is a fun puzzle challenge.



NEW GUIDES AVAILABLE NOW

BY AMY BUNGER




Squarely Squash
by Dreamhouse Ventures
18m
10" x 10"

Canvas	\$ 160 ⁵⁰
Stitch Guide	\$ 105 ⁰⁰
Thread Kit	\$ 158 ⁰⁰



Screech Owl
by Zecca
18m
8.75" x 7"

Canvas	\$ 119 ⁰⁰
Stitch Guide	\$ 52 ⁵⁰
Thread Kit	\$ 99 ⁵⁵



Artichokes
by Laura Taylor
from Love You More
18m
16" x 12"

Canvas	\$ 132 ⁰⁰
Stitch Guide	\$ 122 ⁵⁰
Thread Kit	\$ 163 ⁰⁰



Grinch Portrait
by Raymond Crawford
18m
8" x 8"

Canvas	\$ 99 ⁰⁰
Stitch Guide	\$ 61 ²⁵
Thread Kit	\$ 87 ⁷⁵

NEW GUIDES AVAILABLE NOW

BY AMY BUNGER



Christmas Owls
by Love You More
18m
12" x 9"

Canvas	\$132 ⁰⁰
Stitch Guide	\$140 ⁰⁰
Thread Kit	\$189 ²⁵



4 Sunflowers

by Zecca	Canvas	\$ 141 ⁰⁰
18m	Stitch Guide	\$ 105 ⁰⁰
8" x 8"	Thread Kit	\$ 185 ⁰⁰



Pom Pom Shoes
by Kate Dickerson
18m
8" x 9.5"

Canvas	\$ 150 ⁰⁰
Stitch Guide	\$ 52 ⁵⁰
Thread Kit	\$ 77 ⁰⁰

Communion

by Tapestry Fair	Canvas	\$253 ⁰⁰
18m	Stitch Guide	\$157 ⁵⁰
14" x 11"	Thread Kit	\$157 ⁵⁰



NEW GUIDES AVAILABLE NOW

BY AMY BUNGER



French Kitchen 2

by Peter Ashe
18m
12" x 15"


Canvas \$352⁰⁰
Stitch Guide \$280⁰⁰
Thread Kit \$333⁰⁰



Ostrich

by Zecca
18m
8.75" x 7"


Canvas \$119⁰⁰
Stitch Guide \$ 52⁵⁰
Thread Kit \$101⁷⁵



Spring Harlequin Birdhouse

by Kelly Clark
from Colonial Needle
18m
4" x 7"

Canvas \$ 75⁰⁰
Stitch Guide \$ 52⁵⁰
Thread Kit \$ 74⁰⁰



Spring Posies Birdhouse

by Kelly Clark
from Colonial Needle
18m
4" x 6"

Canvas \$ 75⁰⁰
Stitch Guide \$ 52⁵⁰
Thread Kit \$ 66⁰⁰



BY LORI CARTER



Sweet Shop Angel

by Painted Pony
18m
5.25" x 4.5"

Haunted House Angel


by Painted Pony
18m
5.25" x 4.5"

Canvas \$ 70⁵⁰
Stitch Guide \$ 25⁰⁰
Thread Kit \$ 72²⁵

Canvas \$ 68⁰⁰
Stitch Guide \$ 25⁰⁰
Thread Kit \$ 57⁰⁰

NEW GUIDES COMING SOON

BY AMY BUNGER



Tequila

by Alice Peterson

18m

10" x 10"

Canvas

\$123⁵⁰

Stitch Guide

TBD

Thread Kit

TBD

Witches Watch the Moon

by Patti Mann

18m

18" x 9"

Canvas

\$286⁰⁰

Stitch Guide

TBD

Thread Kit

TBD



Christmas Trees with Border

by Needledeeva

18m

12.5" x 5.5"

Canvas

\$152⁰⁰

Stitch Guide

TBD

Thread Kit

TBD

Scary Books

by Melissa Shirley

18m

16" x 9"

Canvas


\$286⁰⁰

Stitch Guide

TBD

Thread Kit

TBD



Chicken Pot Pie

by Strictly Christmas

18m

8.5" x 8.5"

Canvas

\$145⁵⁰

Stitch Guide

TBD

Thread Kit

TBD

NEW GUIDES COMING SOON

BY AMY BUNGER



Night Snow Reflection

by Maggie
18m
10.5" x 8.5"


Canvas	\$172 ⁰⁰
Stitch Guide	TBD
Thread Kit	TBD



Sunflower Owl

by Rittenhouse Needlepoint
18m
9" x 12"

Canvas	\$220 ⁰⁰
Stitch Guide	TBD
Thread Kit	TBD



Birdhouses

by Kelly Clark
from Colonial Needle
18m

Yellow Clapboard Birdhouse

Pansy Pagoda Birdhouse

4" x 6"

Spring Tuffet Birdhouse

4" x 7"

Canvases	\$ 75 ⁰⁰
Stitch Guide	TBD
Thread Kit	TBD

BY LORI CARTER

Botanical Blocks

by Diane Ulmer Pederson
from Painted Pony
13m
9" x 12.25"

Canvas	\$159 ⁰⁰
Stitch Guide	\$ 60 ⁰⁰
Thread Kit	TBD



STITCH GUIDES!

Have a canvas and want to know if Amy has written a stitch guide for it...Our stitch guide catalog is searchable by Designer and Subject.

12 STARS OF CHRISTMAS CLUB

This is the halfway point for our 12 Stars of Christmas Club. On the 6th day of Christmas, our fancy goose laid the most beautiful eggs you'll ever see. There's still time to catch up and have your Christmas tree sparkle with these beautiful stars. You can sign up on the website with a \$100 deposit or call the shop. A new delivery every month is like Christmas morning 12 times a year.

COST: \$ 53⁰⁰ EACH CANVAS AND \$20⁰⁰ EACH GUIDE, WITH INDIVIDUAL THREAD KITS LISTED BELOW



\$ 58⁰⁰



\$ 20²⁵



\$ 9⁷⁵



\$ 18⁰⁰



\$ 15²⁵



\$ 18⁷⁵



\$ 14²⁵



\$ 17⁷⁵



\$ 24⁰⁰



\$ 14⁰⁰



\$ 17⁵⁰



\$ 14⁰⁰

WHAT'S NEXT?

YOU GET TO DECIDE!

What peaks your interest for our NEXT NEW CLUB?

CHOICE A

TRAVEL STARS



CHOICE B

SEASONAL WEATHERVANES



We need your help to make a decision about our next club from Lori Carter. Do you like a season-themed project? We've selected 4 of Rebecca Wood's Weathervanes to depict Winter, Spring, Summer and Fall. For those of you who travel, Raymond Crawford's European Stars might be more to your liking. Call or email us by June 15th with your vote. The option receiving the most votes will be featured in our August newsletter and the club will begin in September.

NEW STITCH GUIDES

BY LORI CARTER

Lori and Amy have finished this coordinating series to our Current Home Study, Zero Degrees North. The final pair, Harlequin and Candle in the Window, are traditional Christmas colors with beads, ribbons and glitter galore. The essence of the Zero Degrees North Claus Residence and characters is replicated in these 6 wonderful ornaments. Canvases and threads may be purchased separately, but the stitch guides cover both ornaments in each pair.

Teddy & Teddy Princess

18m

3.75" x 4.75"

Canvas of your choice

\$ 55⁰⁰

Both Canvases

\$110⁰⁰

Stitch Guide

\$ 35⁰⁰

Thread Kit for both canvases

\$ 76⁰⁰

for Teddy only

\$ 76⁰⁰

for Princess only

\$ 76⁰⁰



Bunch of Presents & Penguin

18m

3.75" x 4.75"

Canvas of your choice

\$ 55⁰⁰

Both Canvases

\$110⁰⁰

Stitch Guide

\$ 35⁰⁰

Thread Kit for both canvases

\$ 60⁷⁵

for Presents only

\$ 54⁵⁰

for Penguin only

\$ 39⁵⁰



Harlequin & Candle in the Window

18m

4" x 4.5"

Canvas of your choice

\$ 55⁰⁰

Both Canvases

\$110⁰⁰

Stitch Guide

\$ 35⁰⁰

Thread Kit

\$ 78⁰⁰

for Harlequin only

\$ 53⁷⁵

for Candle only

\$ 47⁵⁰



CUSTOMER GALLERY

Elephant
by Kim Bowles
from Maggie
stitched by Leslie Hannah
stitch suggestions by Robin King



Lady with Hat
by Lee
stitched by Patricia Wakefield
canvas embellishment class with Meredith Willett

Decisions, Decisions
by Once in a Blue Moon
stitched by Suzy Moore
stitch guide by Amy Bunger
with some changes by Suzy



CUSTOMER GALLERY

University of Missouri (Mizzou)

by Kathy Schenkel
stitched by Lori Carter



Rhodes College

by Rogue Designs
stitched by Kirsten Sandlin



University of Memphis

by Rogue Designs
stitched by Kirsten Sandlin



3D Tab

by Rogue Needlepoint
stitched by Courtenay Butler
stitch suggestions by Amy Bunger,
Rent Amy Day



Ho Lee Chit

by Edie & Ginger
stitched by Patricia Wakefield
thread & stitch suggestions by Janet Alter
finishing by Barbara's Needlepoint

CUSTOMER GALLERY

Crosses


by A Collection of Designs
stitched by Karen Jetton
stitch guides by Emily Pannier
finished through Chandail Needleworks




Santa's Bouquet

by Liz Goodrick-Dillon
from Susan Roberts
stitched by Marilyn Caul
stitch suggestions by Amy Bunger,
Rent Amy Day






Strawberry Goldfinch
by Vicki Sawyer
from Melissa Shirley
stitched by Polly Vaughan
stitch suggestions by
Amy Bunger,
Rent Amy Day



Sunflower Vase
by Raymond Crawford
stitched by Kathy Kulesza
stitch suggestions by Amy Bunger,
Rent Amy Day



Diner
by Robbyn's Nest Designs
stitched by Linda Barber
stitch suggestions by Lori Carter



Grizzly Bear
by Earth Art Needlepoint
from Danji
stitched by Kaye McKaskle
stitch guide by Jill Rigoli