



Amy's

needlework supplies & classes

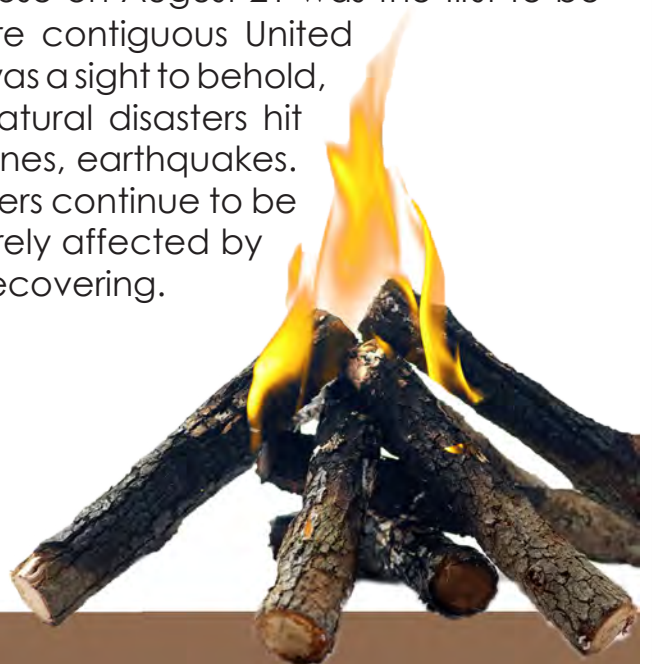
OCT/NOV 2017

AS THE SEASON GETS COOLER!

WE HAVE EVERYTHING THAT'S HOT!

Fall has finally arrived and with it comes cooler temperatures, changing leaves, Halloween and Thanksgiving... all of our favorites. Last month we traveled to Dallas for the cash & carry market and came home with a car full. We're still working to get all the new canvases on the website so check our Start Shopping page daily. This month's newsletter is filled with new products, a book review, Home Study updates, class information and much more.

We can't forget all that has happened these last couple of months. The solar eclipse on August 21 was the first to be visible across the entire contiguous United States since 1918 and was a sight to behold, but then a litany of natural disasters hit hard: Wildfires, hurricanes, earthquakes. Our thoughts and prayers continue to be with everyone so severely affected by these events and still recovering.



what's inside this month

NEW PRODUCTS

pages 2-4, 12-14

NEW HOME STUDY

pages 5-6

NEW STITCH GUIDES

page 7-9

CUSTOMER GALLERY

pages 17-20

AND MORE!

Amy's Golden Strand

3808 Summer Avenue

Memphis, TN 38122

phone: 901.458.6109

fax: 901.323.4701



NEW PRODUCTS

JUMBO WONDER CLIP

If you like wonder clips, you're going to love the JUMBO wonder clip. Clip and hold where you need it. They won't mark or pierce your canvas. 1/2"W x 2-1/4"L

COST: \$1⁰⁰

KC STUDIO FANCY FOBZ

Not only is Kelly a talented artist, but she is also a beadsmith. These beautiful new scissor fobz are the perfect accessory for your favorite scissor. Fobz measure approx 6" with lobster claws.

COST: \$36⁰⁰-\$42⁰⁰



STARMAG MAGNIFIERS

From Naturalight, the StarMag LED Flexilens with Base and Clip and the Flexilens on Mini-Clip. The LED Flexilens has an extra large magnifier and two bright daylight LEDs with pure white light. Extra long battery life (3 AAA batteries required, not included). Both magnifiers are lightweight and compact, easy to take with you.

COST: \$31⁰⁰-\$42⁰⁰



HANDY BLUE MAGNETS

Before decorative magnets became the must have accessory for our canvases, the Handy Blue Magnets were what we all used... and they're still available. 4/ package.

COST: \$12⁰⁰

NEW PRODUCTS

FLOSS WAXERS

Wax strengthens thread, smooths floss, and reduces tangles. Beeswax is something we all need to have in our stitching bags. Large variety of shapes.

COST: \$ 3⁰⁰

PINCUSHIONS

Who would've thought we'd find such beautiful pincushions from a canvas designer? CanvasWorks is offering, for a limited time, ceramic base pincushions. Available in 4 colors.

COST: \$15⁰⁰

QUILL LAYING TOOLS

If you love laying tools, you might consider trying one of these African Porcupine Quill laying tools from Love You More. Two different sizes, the regular with Lampwork decorative beaded tops (measuring approx. 6"-7.5") and now the itty bitty (only 5"). Each quill is extremely sharp and has been filed and polished by hand to ensure a smooth glass like feel.

COST: 6"-7" \$50⁰⁰
5" \$10⁰⁰

NEW PRODUCTS



SAJOU SCISSORS

Maison Sajou is famous for the quality and variety of their scissors. All the models offered by Maison Sajou are made in France. These scissors are beautiful objects which are designed to be used. The quality of the steel, the attention taken during each process of fabrication and careful polishing of their blades make them tools you will keep all your life.

COST: \$75⁰⁰-\$110⁰⁰

NEW MAGNETS



We all still love the decorative magnets and we picked up a small assortment in Dallas.

COST: \$8⁰⁰-\$20⁰⁰



PUFFIN THREADERS

Puffin had a nice assortment of new designs for the Dallas market... new Needle Nannies, one mini minder and more of the popular line of long eye and micro needle threaders.

COST: \$8⁵⁰

NEW HOME STUDY!

ZERO DEGREES NORTH

BY KELLY CLARK

I can't believe that some of our customers tore through the Zero Degrees Kit #1 North Pole in record time. That sure put a smile on my face to know that we had a fun start to the new series.

Kit #1

The North Pole
Early September

COST: \$216²⁵
canvas, guide, & threads



Kit #2

Santa's Sleigh
Early October

COST: \$176⁵⁰
canvas, guide, & threads



Our Home Study journey to the North Pole continues with Kit #2 Santa's Sleigh winging its way off to homes everywhere this week. There are so many fun stitch techniques, threads, ribbons, and beads on Santa's Sleigh. I must say that my imagination was stretched to figure out so many different bows for the Sleigh Project.

Jill and I took the Zero Degrees models of the North Pole, Sleigh, and Christmas Tree down to Dallas to share with Kelly Clark at the fun Needlepoint Trade Show in September. We were honored that Kelly wanted to display the models in her booth for the show and thrilled when she shared her early sketches of the next few pieces she is working on for the series. We love the six little ornaments she designed to compliment the Zero Degrees Series and brought home several to have in the shop. Lori Carter and I will be preparing guides for them soon.



A PREVIEW!

Santa and Mrs. Claus
coming soon to
be added to the
Home Study Zero
Degrees



COST: \$55⁰⁰

NEW HOME STUDY!

Once home from Dallas, I was able to dig into Santa's House in this fabulous Christmas Series.



Whether you work the Claus Residence as a companion to all of the other Zero Degrees Characters, plan to use it as a backdrop for a different Christmas collection of figures, or just have it stand alone to share your holiday festivities, you will be amazed at the detail and whimsy that Kelly has poured into this residence. I have been working away on the icy gray roof, a cold

blue sky (step one), sturdy beige walls and the welcoming rock pathway in preparation for the November debut of this canvas masterpiece. It is an interesting process to start a Home Study Project. The true test is to figure out what to do, what to select, and where to begin when you don't know what the end result will be. I must say that I am very happy with the first steps on this project and can't wait to see what happens next.

SEP kit #1 <i>North Pole</i> \$216.25 canvas, guide, & threads	OCT kit #2 <i>Santa's Sleigh</i> \$176.50 canvas, guide, & threads	NOV HOUSE A \$378.00 canvas, guide, & threads	DEC <i>Break</i>
JAN kit #3 <i>Christmas Tree</i> \$109.00 guide & threads TBD	FEB kit #4 <i>Sack of Presents</i> \$82.50 guide & threads TBD	MAR HOUSE B guide & threads TBD	APR <i>Break</i>
MAY kit #5 <i>to be announced</i>	JUN kit #6 <i>to be announced</i>	JUL HOUSE C guide & threads TBD	AUG <i>Break</i>
SEP kit #7 <i>to be announced</i>	OCT kit #8 <i>to be announced</i>	NOV HOUSE D guide & threads TBD	



NEW GUIDES

BY AMY BUNGER



Decisions, Decisions

by Sandra Gilmore

18m

15" x 15.5"

Canvas \$330⁰⁰

Stitch Guide TBA

Thread Kit TBA



Moon Gazer

by Brenda Stofft

18m

7" x 16.5"

Canvas

\$ 231⁰⁰

Stitch Guide

TBA

Thread Kit

TBA



Eleanor

by Love You More

18m

7" x 9"

Canvas \$ 108⁰⁰

Stitch Guide \$ 70⁰⁰

Thread Kit \$ 78⁷⁵



Bergama Upholstery

by Canvas Works

18m

14.75" x 14.75"

Canvas \$330⁰⁰

Stitch Guide \$210⁰⁰

Thread Kit \$155⁰⁰



"The Classics" Novels

by Alice Peterson

18m

14.5" x 10.75"

Canvas \$163⁰⁰

Stitch Guide \$245⁰⁰


Thread Kit \$229²⁵

STITCH GUIDES!

Have a canvas and want to know if Amy has written a stitch guide for it...Our stitch guide catalog is now searchable by Designer and Subject.

NEW GUIDES COMING SOON

BY AMY BUNGER



Modern Bathroom

by Lani

18m

9" x 14"

Canvas

\$220⁰⁰



Zombie Tonic Bottle

by Kirk & Bradley

18m

3.5" x 6.5"

Canvas

\$70⁵⁰



Santa's Workshop

by Kirk & Bradley

18m

12.75" x 12"

Canvas

\$264⁵⁰



Harvest Party

by Vicki Sawyer

18m

9" x 12"

Canvas

\$279⁵⁰



Heart Hunt

by Diane Ulmer Pederson

from Painted Pony

18m

12" x 9"

Canvas

\$189⁵⁰



Winter Grays

by Custom House Needle Arts

18m

10.5" x 10.5"

Canvas

\$145⁰⁰

NEW GUIDES COMING SOON

BY AMY BUNGER



Swag
by Once in a Blue Moon
18m
13" x 9.5"
Canvas \$165⁰⁰



Blue Fish
by Amanda Lawford
13m
14" x 12"
Canvas \$209⁰⁰



Herr Drosselmeyer Nutcracker
by Susan Roberts
13m
12" x 30"
Canvas \$326⁰⁰

Phancy Pheathers
by Charlie Harper
from the Meredith Collection
18m
7.5" x 25"
Canvas \$209⁰⁰



Colonial Williamsburg Wreath
by Melissa Prince
18m
13" x 14.25"
Canvas \$165⁰⁰

SPECIAL NOTE!

A Field Guide For Birds is also a field guide for stitching plants. Any stitch that looks like a feather ALSO looks like a leaf.



BOOK REVIEW

A FIELD GUIDE TO BIRDS

Carolyn describes this book as a scrapbook of stitches for birds and she is right on the money with that description. The book is loaded with stitch diagrams, photos of birds in silhouette and detail, short text boxes with suggested uses, and some text on certain stitches to explain execution. Visiting the pages of Carolyn's books is like sitting down for a chat with her. She pours much of her personality and enthusiasm onto the pages along with all the information. I really got tickled when I read "INDEX, MOSTLY ALPHABETICAL!" on page 285 (a hefty book for sure). Now that is a girl after my own heart.

The book is organized by size of bird design and direction the bird is facing or flying.

On pages 1-4 she explains the bird and feather icons she uses to demonstrate which direction the stitch should be used to enhance the configuration of the individual bird (or feather). She has really made it easy to see which stitch to use on which bird design. After the icon pages, she launches into Tiny Stitches for birds, which are taken from her Teeny Tiny Needlepoint Stitches book. There are nine pages of quick reference tiny stitches that work well on tiny birds. Although these few stitches are repeats, this is a huge benefit to have them separated into this avian category. Now she digs into Small Bird Stitches (page 17 - 80), Medium Bird Stitches (page 81 - 148), and Large Bird Stitches (page 149 - 204)...wow, Wow, WOW!!! As if that were not enough, the book leads you into Bird Details (page 205 - 279) on individual feathers, eyes, beaks, and more. Her index is separated into three sections: an Index, mostly alphabetical, an Index of stitches that can be used as backgrounds, and an index of stitches with beads.

A few of my personal favorites in the book are Double Straight Cross Leaf Combo (page 34 under Small Birds), Half Leaf (page 43 under Small Birds), Hungarian Leaf Sideways (page 130 under Medium Birds), Jacquard Palace with Leaf Fill (pages 178 & 179 under Large Birds), and Woodpecker Bargello (page 203 under Large Birds). All of the stitches in this book will come in very handy in more places than on a bird's wing for sure. There are lots of other little nuggets of information tucked into the pages, like favorite threads for birds and several different stitches for chicken wire backgrounds. I found one or two stitches that might take me a minute or two to figure out (Chicken Wire #3) but I am thrilled with all the options and I can experiment to close any gaps of information.

299 pages, color photos on card stock for covers, protective plastic sheets on front and back, colorful plastic spiral bound.

COST: \$70⁰⁰

2018 CLASSES

Due to the overwhelming popularity of the Pick Your Poison classes this year, we are going to offer two Pick Your Poison classes in Spring, 2018. The first one, held May 24-26 will feature 4 canvases. The dates and selections for the second class (June 2018) will be announced in our December 2017 newsletter.

Amy will create a custom stitch guide for each of these four canvases found at the Dallas market, and will pull all of the threads, beads, and found objects needed to finish each one. These classes are slightly larger at 12 to 14 students and you must choose at least one of the canvases being offered for the class. Lunches and beverages will be included each day of this 3-day class.

PICK YOUR POISON CLASS

May 24th thru 26th, 2018

(Deadline for canvas selection February 1, 2018)

Class Fee: \$450⁰⁰ per person
\$100⁰⁰ non-refundable deposit due at sign up

CANVAS CHOICES:

French Kitchen II - small

by Peter Ashe, 18m, 12" x 15"

\$352⁰⁰

Artichokes

by Laura Taylor (LoveYou More), 18m, 16" x 12" \$132⁰⁰

Communion (Lion)

by Tapestry Fair, 18m, 14" x 11"

\$253⁰⁰

4 Sunflowers

by Zecca, 18m, 8.5" x 8"

\$125⁰⁰

Stitch Guides: TBA

Thread Kits: TBA

COOK-UP CLASS UPDATE:

Our popular cook-up class will be offered in the Fall of 2018.



NEW CANVASES



Halloween Coffins


We were so lucky to get to Shelly Tribbey's room on the first day of market because these coffins went fast. Each one comes with painted canvas, materials list, model photo, stitch guide and wooden coffin for self-finishing.

COST: \$88⁰⁰

Flower Pops

From The Artist's Collection, these are adorable touches of the outdoors for your home every day. They are small canvas flowers that you stitch. Each one comes with a painted clay pot and "stem" that you send to the finisher with your stitched flower.

COSTS: \$45⁰⁰ w/pot



NEW THREADS

GLORIANA

Stranded Silk

285 Almond
288 Soft Green
289 Medium Green
294 Tucker Orange
295 Cotswold Blue

COST: \$8⁰⁰

Duchess Silk

280 Blue Spruce
281 Blue Spruce Light

COST: \$7⁰⁰



Heathers: Edelweiss, Sage Brush, Smoke, Brindle, Charcoal, Walnut, Lava

Lace Woole: Grey Heather, Charcoal, Lt. Grey, Cream, Taupe, Dark Grey

& MORE

Heather & Lace Woole


So excited to have this assortment of animal colors from Julia Snyder's & More. Their Heathers and Lace Woole are excellent companions to threads we already carry in the shop: Burmilana, Simply Wool, ThreadworX Overdyed Wool and Weeks Dye Works Overdyed Crewel Wool. There are NEVER enough colors to mimic what Mother Nature can do...but we are getting closer with this lovely array. Can't wait to dig my needle into them, maybe on my newest project.

NEW THREADS

RAINBOW GALLERY



Glisten: Orchid Ice, Passion Flower, Peach Melba, Copper Penny, Sea Blue, Hawaiian Ocean, Sheer Lilac, Purple Rain, Magenta, Brilliant Blue, True Navy, Creme de Menthe, Greenbrier, Pine Green, Barely Pink, Heather Rose, White Sand, Grass Green, Heirloom Tomato, Crimson, Chartreuse, Blazing Yellow, Cappuccino, Stonewash



Neon Rays+: Antique White, Yellow Gold, Dark Seafoam, Aquamarine, Dark Christmas Green



Neon Rays: Golden Glow



Wisper: Castlerock, Sierra, Tobacco Brown



Capri 18: Classic Blue, Windsor Wine, Ginger Bread, Leprechaun



Persian: Blue Bell, Country Blue, Paprika, Wild Lime, Greenery, English Ivy, Daffodil, Sunflower, Skipper Blue, Peach Pearl, Coral, Apricot Blush, Golden Haze, Latte, Golden Brown



TOO TWEET! A NEW BIRD BASED CLUB

Our Green-Winged Partridge and Cardinal have arrived for fall and winter. A big misconception about backyard birds is that hardly any hang around in winter, but really some of the coldest months can be the hottest for backyard birding. Canvases by Rebecca Wood and stitch guides by Lori Carter, these beautiful birds will be fun and quick to stitch.



each canvas	\$55 ⁰⁰
each stitch guide	\$20 ⁰⁰
threads vary per month:	
spring bluebird	\$31 ²⁵
summer hummingbird	\$35 ⁰⁰
fall green-winged partridge	\$25 ²⁵
winter cardinal	\$19 ²⁵



NEW SINGLES CLUB

We just couldn't resist one more Christmas Singles Club series... and we covered it all with a Christmas Tree (Kelly Clark), Santa (Carol Dupree), and Snowman (Kathy Schenkel). Sure to be fun winter stitching. This set will begin December 1. You can sign up on our web page or just give us a call.

CHRISTMAS CLUB D

Starting December 2017
(December, January, February)



Coastal Patchwork Tree
Kelly Clark

\$108²⁵ Kit includes canvas, guide, & threads



Fat Santa with Tree
Carol Dupree

\$101⁷⁵ Kit includes canvas, guide, & threads



Top Hat Snowman
Kathy Schenkel

\$99⁰⁰ Kit includes canvas, guide, & threads

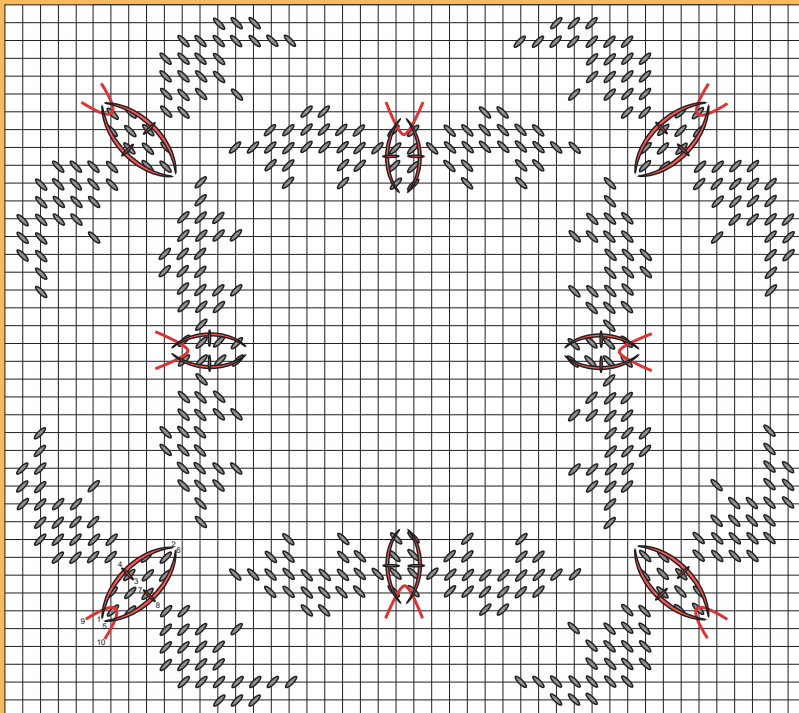
TRYING TO ENTICE NEW STITCHERS

The Cooper-Young Festival is one of Memphis' most anticipated outdoor events and is a true celebration of the arts, people, culture and Memphis heritage. One of the vendors this year was Rogue Designs. I do believe this is the first time in the Festival's history that needlepoint was on display. Her Memphis Pride line was the focus of the booth, but she also had her other popular designs and magnets hung for sale. What an opportunity it was to showcase new designs to both existing stitchers and women (and men) interested in learning about this wonderful art.



STITCH OF THE MONTH

RANDOM BATS



This time of year we love to stitch Halloween. Here is the perfect background stitch for most any halloween scene and perfect behind a haunted house or a flying witch. The bats are placed randomly and can be used in any direction. Have a spooktacular Halloween.



CUSTOMER GALLERY




Soldier Nutcracker
by Susan Roberts
stitched by Leslie Hanna
stitch guide by Amy Bunger



Richeleu Purse
by Amy Bunger
stitched by Lorayn Olson
stitch guide by Amy Bunger
finishing by Vikki Pinson



Royal Stag Pillow
by Abigail Cecile
from Fleur
stitched by Karen Jetton
stitch guide by Amy Bunger



Broom Rides 25¢
by CanvasWorks
stitched by Polly Vaughan
stitch guide by Amy Bunger

CUSTOMER GALLERY



Toil & Trouble

by Melissa Shirley
stitched by Jeanne Kunzman
stitch guide by Amy Bunger



Carrow

by Leigh Designs
stitched by Kathy Kulesza
with suggestions from
Amy Bunger during
Rent Amy Day



Santa with Black Bear Pull Toy


by Brenda Stofft
stitched by Patricia Wakefield
finishing by Barbara's Needlepoint



Fairy Basslet, Angel Fish, Brown Discus

by Leigh Designs
stitched by Patricia Wakefield

CUSTOMER GALLERY



4th of July #2
by Ewe & Eye
stitched by Nancy Lusk
stitch guide by Amy Bunger

Fall Garden & Spring Garden
by Birds of a Feather
stitched by Julie Besser



CUSTOMER GALLERY

Strawberries

by Ann Hanson from Barbara's Needlepoint
stitched by Patricia Wakefield
finishing by Barbara's Needlepoint



Jacobean

by Creative Needle
stitched by Kay Tomlin
with stitch suggestions from Amy Bunger

