

Amy's

needlework supplies & classes

APR/MAY 21

what's inside this month

HUNTING FOR GOLD


45%

The BIG news is the INCREASED SALES discount of 45%.

Believe it or not we STILL have stuff on our walls. I guess a collection amassed over 40+ years takes a while to find new homes. We are getting thin around the edges but I see some treasures hiding in our rooms. If you haven't browsed the Website recently you may find there are some new additions. Who knew that it would take so long to

get everything outlined, photographed and loaded onto the website? Hopefully you can find a gold nugget hiding in those pages. COVID has presented some challenges to selling off the store but many of you have been able to embrace the Internet and jump on the goodies found on our Website. This new level of discount sweetens the pot a little. In the future you may find more grab bags listed.

Stitch guides are not eligible for the discount but are still available for purchase if you are looking for a little puzzle to accompany one of your canvases. We are sorry, but at this time we cannot offer to order a canvas for you, but none of the canvases are exclusive to our store and can be ordered from your local shop.



HOME STUDIES

pages 3-4

NEW PRODUCTS

pages 2, 7

STITCH OF MONTH

page 6

CUSTOMER GALLERY

pages 8-12

AND MORE!

Amy's Golden Strand

3808 Summer Avenue

Memphis, TN 38122

phone: 901.458.6109


fax: 901.323.4701

NEW PRODUCTS

STITCHING WITH STARS

"Stitching with Stars" is Sandra Arthur's newest pocketbook, following "Can Do Hairdos" and "Leaping Thru Leaves". These small (5.5" x 8.5") spiral-bound booklets are subject-driven as identified by their titles. This new edition is filled with 46 pages of photographs and diagrams of great stitches and techniques for making stars of all shapes and sizes on your needlepoint canvas. I was honored to have a star from one of my stitch guides included in the book and am thrilled to have a copy of this little gem on my bookshelves.

This book is not available through Amy's Golden Strand, so please contact your favorite needlepoint store to purchase.



FUTURE OF HOME STUDIES THEY'RE NOT ENDING!

NEEDLE WORKS IS OUR NEW HOST

The Needle Works is hosting some Home Study Classes of mine this Fall.
Give them a call at (512) 451-6931 if you are interested in participating.



Thanksgiving Banner
Sept 2021



Christmas Banner
Sept 2021




4th of July Banner
Sept 2021

What is a Home Study Class? These are Advanced Intermediate to Advanced projects presented in a series of mail order boxes. Each month you get a box of instructions and goodies to work all of the sections in that set of instructions. The projects use a wide variety of threads, techniques, stitches and sometimes some unusual found objects. The instructions are complete with diagrams, photos, tips and hints. Almost like having the teacher there with you.

FUTURE OF HOME STUDIES

THEY'RE NOT ENDING!

CURRENT HOME STUDIES AVAILABLE:



Raymond Crawford's Colorful Candle Holders, a three-canvas set of unique finishing to make an arrangement of needlepoint decorating.

Ludovic Sally's Evil Queen from Love You More, a wicked lady vainly obsessed with beauty surrounded by flowers, candles and a magic mirror on the wall.

NEEDLE WORKS IS OUR NEW HOST

E-mail info@theneedleworks or call (512) 451-6931 for more information about signing up for any or all of these mail order classes.

VISITING THE SHOP

Still by appointment only.
Please contact us by:

E-mail (amys3808@aol.com) or

phone (901-458-6109)

to schedule an appointment
day and time.



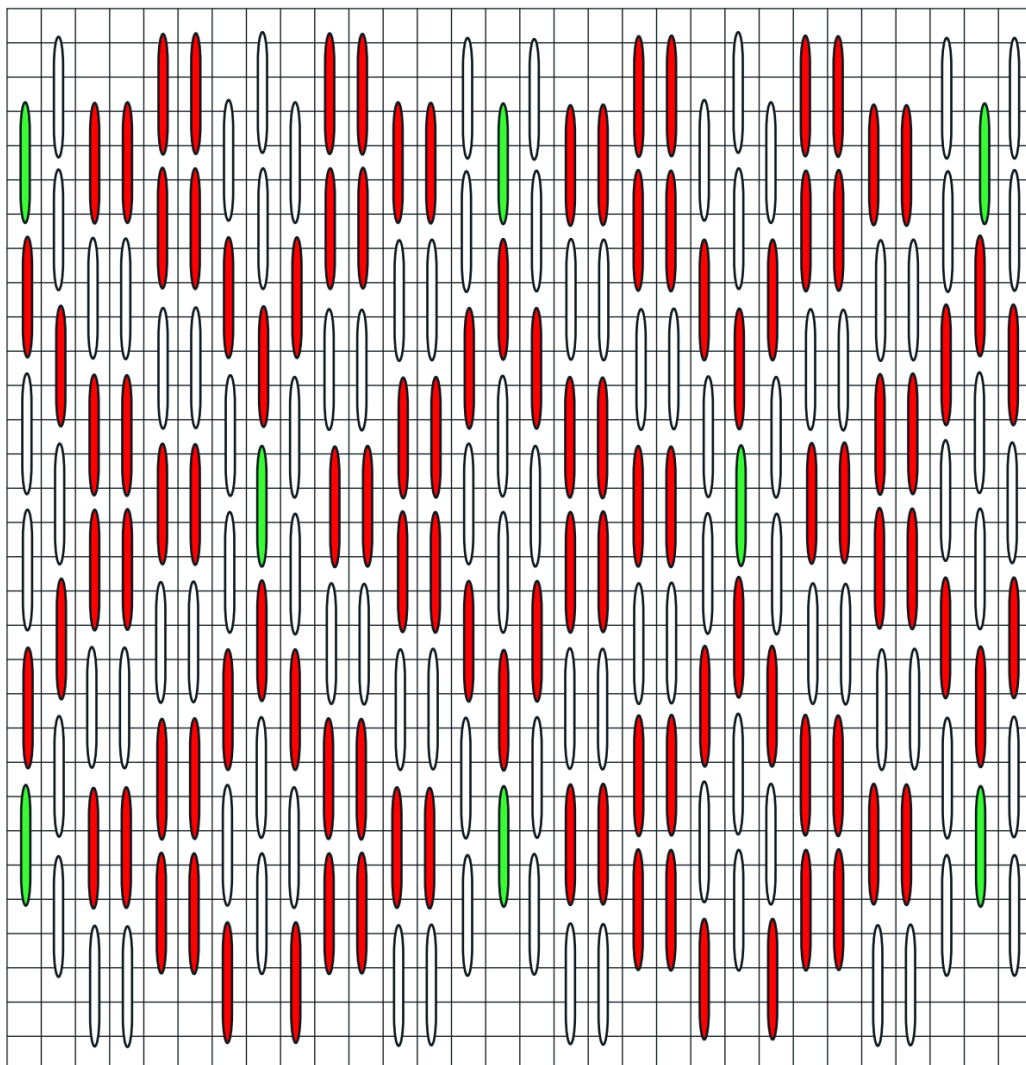

SHIPPING ISSUES

NO SCANS, LATE DELIVERIES

It seems that the busier the post office gets the less organized they become. Our packages are not being scanned by the postal carrier or at some of the destination stops along the package route. There is nothing that we can do about it. There is nothing that our postal manager can do about it. If you received an email from us I can assure you that your package was shipped. We have been very fortunate that only one package in 2021 has not yet reached its destination OR been returned to us. The mail is moving but the USPS is giving a whole new meaning to SNAIL MAIL.



APRIL/MAY STITCH



NEW COLORS

RAINBOW GALLERY

SILK LAME

Rainbow Gallery Silk Lame' Plus - This is a new thread in the Silk Lamé range of threads. Silk Lame' Plus is silk and metallic threads braided together to form a flat ribbon to work on #18 mesh or larger canvas. This example of Bargello (pg. 6) is worked using 1 strand of Silk Lame' Plus in Black LM01, Coffee LM32, Red LM08 along with 3 strands of Bella Lusso #722 Orange on Zweigart Eggshell #18 mesh canvas. I have included the stitch diagram in case you want to use it in one of your projects.

Silk/Rayon/Metalized Polyester
10 Yards hand washable...test first for colorfast
36 colors to start (available very soon)

These threads are not available through Amy's Golden Strand, so please contact your favorite needlepoint store to purchase.



CUSTOMER GALLERY

Our customers have always been so generous to share their finished needlepoint photos in our newsletter. No one can appreciate needlepoint like a fellow needlepointer and we are honored to pass along the photos and a few comments from the stitchers who created them.



Autumn

by Penny MacLeod

stitched by Harriet Rose

stitch guide by Amy Bunger

"That was a super fun canvas to stitch. Your stitch guide was full of fun ideas and since the canvas was quirky there was no stress about perfection. As usual for me, the background stitch provided the only stress but it turned out fine."

CUSTOMER GALLERY



Grandma's Kitchen
by Once in a Blue Moon
stitched by Toby Moss



Supper Time
by Pam Hobbs
stitched by Toby Moss


"Thought you might like to see what's been stitched thus far. I call Pam Hobb's 'Supper Time' my 'Jamaican Kitchen' because of my Jamaican memories of our vacation there. It is now with my framer. 'La Cuisine' will also have a few choice beads as will the French one. Needlepoint brings us such joy.

I'm not so sure what Ms. Hobbs would think of what I did to/with her design. Can you keep a secret? In addition to carefully chosen beads, I made the chair more decorative and added a bit of sunset. I made significant changes to her tree; Ms. Hobbs and I both live in Florida and see palm trees daily so I had to wonder why a very dark brown tree trunk was painted on my canvas. Straw Silk creates ideal fronds. Some pretzel-shaped item, also used in another of her kitchens, was tacked on the wall and converted into a dishtowel hanging from a rack. How I wish I thought of looking for a lizard bead to climb on the wall!

We had a pink Chambers stove in the house when I was growing up. Instead of a 4th burner, the stove had a well in the back that was used to cook soup and stews – the forerunner of the Slow Cooker. I tried to emulate that with a flat silver bead from my stash but discovered a slight break on the surface. No more time to search for another one so I used what was available.

I appreciate the work the artists do in getting me started, but for me the fun is choosing the threads and creating my own stitch plans. Rarely do I use BW (Basketweave), but it was absolutely the right stitch for the wall and the floor."

CUSTOMER GALLERY



Giraffe
from DJ Designs
stitched by Joni Beetem

"First time selecting my own threads and stitches. It was challenging. Would you believe about three months' worth of experimentation, frogging, and do-overs. But it was worth it to have learned by doing.

The goal was to capture elegance and calmness in the giraffe and movement in the background. Your "Mysteries of Needlepoint" book and the chapters pertaining to design in The Needlepoint book were invaluable.

I first tried your suggestion (as seen in a newsletter) of using one stitch, the Broad Leaf stitch, with two colors of Gloriana and the effect was really cool. But the colors of the giraffe kept calling out to me so I decided to go out on a limb and try my own stitch and thread selections.

I suspect it will be easier the next time. I used Burmilana, Planet Earth six strand, NPI, Splendor, Kreinik 4, and flat back crystals."


CUSTOMER GALLERY



Blue & White Canvas

by Mindy
stitched by Kathie Zwettler
stitch suggestions by Amy Bunger,
during Rent Amy Day

"I was part of a 4-person contingent from Madison, WI that visited your shop in 2019. One of the canvases that I brought down for you to help with was this Mindy painted canvas. Thank you for giving me the idea that I "did not have to follow the painted design". I decided to change the background on the floral section completely and I REALLY like the way it turned out. So thanks again for your inspiration."



Tom the Turkey

by Raymond Crawford
stitched by Tina Staples
stitch guide by Amy Bunger,
Singles Club

CUSTOMER GALLERY



Haven

by Mary E. Charles
from Painted Pony Designs
stitched by Jan Stone
stitch guide by Amy Bunger



Old Woman Who Lived in a Shoe

from Susan Roberts
stitched by Cindy Percival
stitch guide by Amy Bunger